

EASY UP GIANT FOLDING TRAP (914050-A)

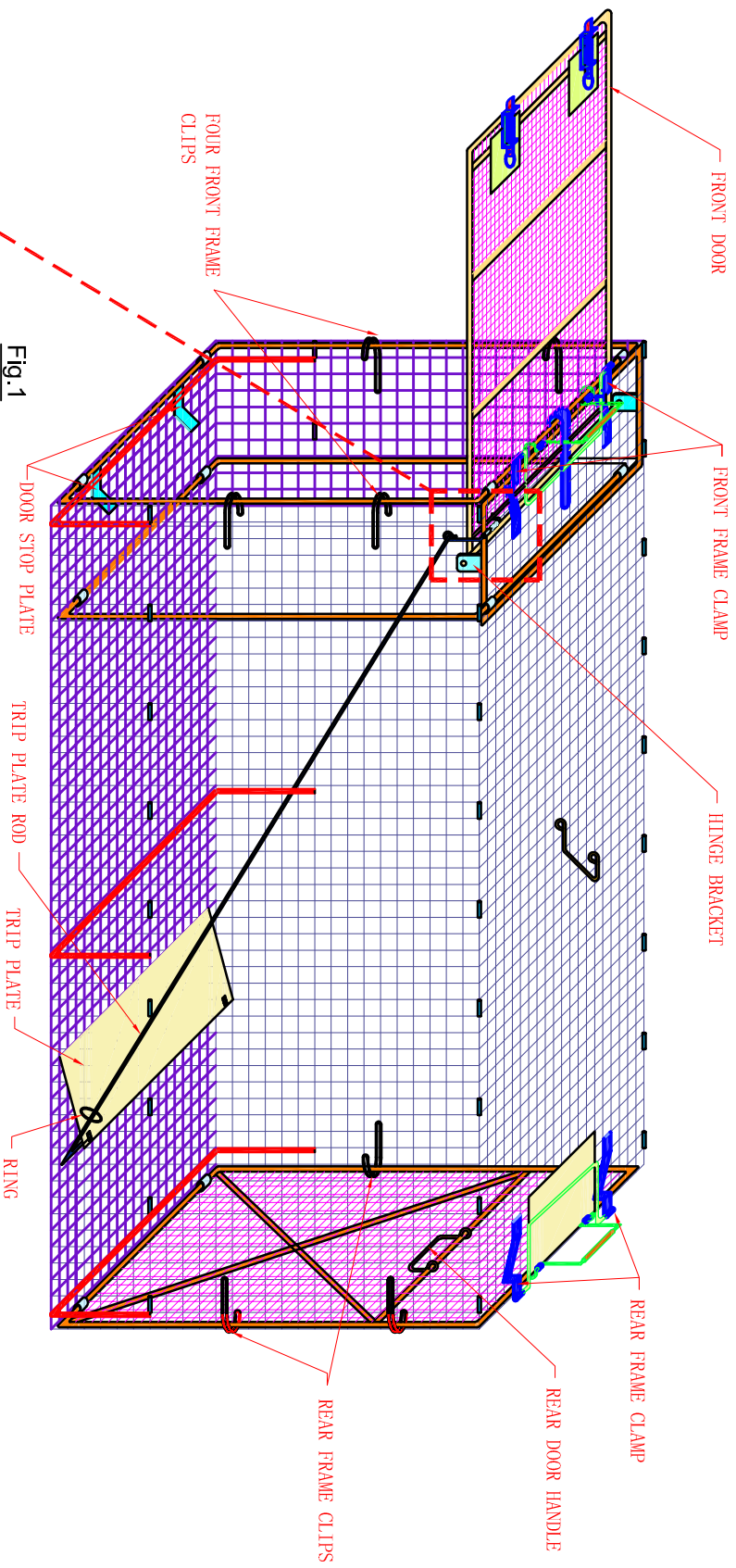


Fig.1

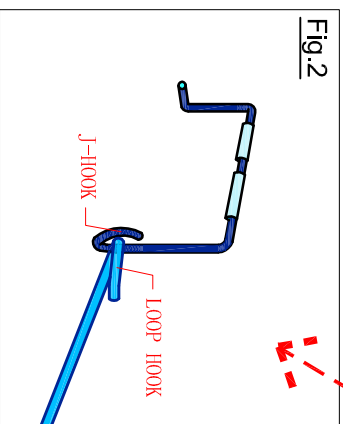


Fig.2

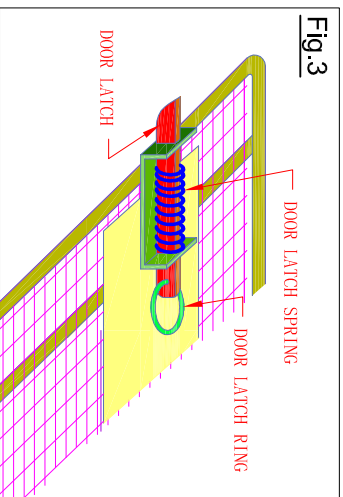


Fig.3

QUICK ASSEMBLY INSTRUCTIONS:

- 1 Cut off white plastic ties.
- 2 Unfold trap into erect form.
- 3 Install rear door first by pulling Rear Door Handle.
- 4 Pull the Front Door Frame into place using Door Latch Rings, making sure the Door Latch is in front of the Door Stop Plates. (See Fig.3)
- 5 Push Trip Plate Rod into its position in Trip Plate as shown Fig.1.
- 6 Thread Ring onto the Trip Rod.
- 7 Attach Loop Hook & J-Hook assembly. (See Fig:2)

PART#: 914050-A

Thank you for buying one of our products and for more information please visit our web site!

WWW.HUMANEWAY.COM

